

800i 2-Tier

The Future of Fume Extraction



FEATURES

- Clear & informative graphic display
- Highest grade HEPA and carbon technology
- Automatic electronic flow control - maintains a constant extraction rate even as the filter blocks
- Gas and particle sensors to warn the operator
- Adjustable airflow

SPECIFICATIONS

Voltage	120v	230v
Volume Part Number	080503D	080502D
Vacuum Part Number	080507D	080505D
Wattage	2.4kW	2.4kW
Frequency	50Hz / 60Hz	50Hz / 60Hz
Cabinet Height	1155mm	1155mm
Cabinet Width	571mm	571mm
Cabinet Depth	675mm	675mm
Cabinet Weight	83kg	83kg
Sound Level	60dBa	60dBa
Airflow	800m3/h	800m3/h

INCLUDED AS STANDARD...

FILTERS



Main Filter
Code
113652

Description
HEPA/Chemical



Pre-filter
Code
111098

Description
F6 Labyrinth

Find out more:



www.purex.co.uk



purex@purex.co.uk



+44 (0)1405 746030

*Connection kits are available
see overleaf for options*

OPTIONS

Main Filter

Code:	Description:
113660	HEPA/Twin Chemical
113658	HEPA/Chemical (Cleanroom)
113667	Solvent Lock
113651	Chemical
113650	HEPA

Pre-filter

Code:	Description:
111004	F8/F9

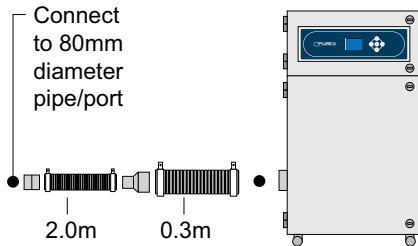
Connection Kits

Hose End Diameter

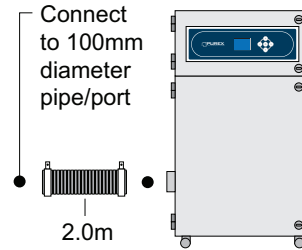
Hose Length

Purex Inlet Diameter

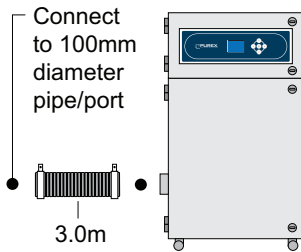
Code: 120288 **80mm** **2.3m** **100mm**



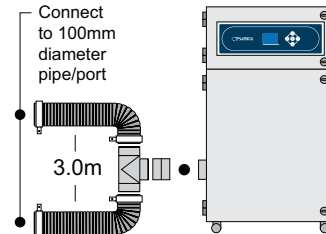
Code: 100105 **100mm** **2m** **100mm**



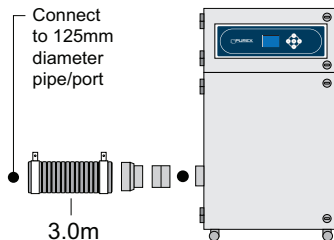
Code: 100107 **100mm** **3m** **100mm**



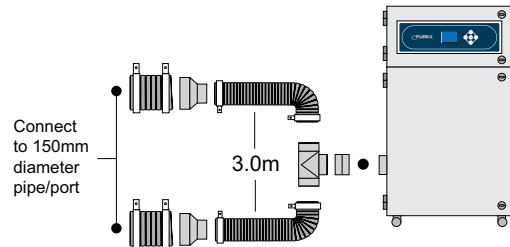
Code: 120291 **100mm** **3m** **100mm**



Code: 100172 **125mm** **3m** **100mm**

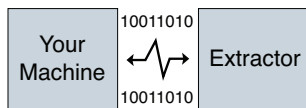


Code: 120294 **150mm** **3.25m** **100mm**



If you do not see a connection kit that fits your machine or pipework, please contact Purex or your representative

Interfacing



Interfacing can remotely start the Purex machine when the connected machine starts.

Interfacing can also warn the connected machine when the Purex machine is in alarm.

Take a look through our Interfacing Guide to see our extensive range of options



Purex International Limited
QWP House, Island Drive
Capitol Park, Thorne
Doncaster, UK
DN8 5UE